



IN PARTNERSHIP WITH

Clever

# Student Home Login Guide

## Help your child use learning technology at home


Hi SCM families,

This year, our school corporation is using Clever as an easy way for your child to access all the learning applications they use at school. They can access all resources they use at school in one location, using a single username and password.

I'd love for you to help us increase education engagement at home by helping your child access their online learning applications.

Need some help? Contact me if you have any questions or problems logging in at home.

Caitly Stockstell  
Curriculum Integration Specialist  
School City of Mishawaka  
stockstellc@mishawaka.k12.in.us



Example of a Clever Portal

## HOW CAN I HELP MY CHILD LOG IN?

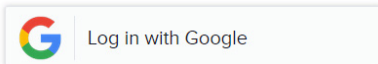
Step 1 Go to our district portal: <https://clever.com/in/scm>



Step 2 Log in using one of these options:

### OPTION 1

Log in with Google



**Email:**

stu.lastnamefirstinitial@mishawaka.k12.in.us

**Password:**

Your Google Password

**Example:**

Student: Caitly Stockstell

Email: stu.stockstellc@mishawaka.k12.in.us

Password: Password1234

### OPTION 2

Log in with Clever



**Username:**

Student ID Number

**Password:**

Birthdate (month/day/year)

**Example:**

Username: 12345678

Password: 01/02/2017

### OPTION 3


Clever Badge Log In

**Step 1:**

Get your Clever Badge (QR Code) from your teacher.

**Step 2:**

Click Clever Badge Log in.



**Step 3:**

Hold Badge up to camera lining it up with the square.

