



IN PARTNERSHIP WITH



# Student Home Login Guide


## Help your child use learning technology at home

In an effort to be proactive and prepared in the event that your child would not be in school, we have come up with a way for them to continue to learn and grow.

Mishawaka Schools is using Clever as an easy way for your child to access all the learning applications they use at school. They can access all resources they use at school in one location, using a single username and password.

If you have any questions or problems logging in at home, please contact the SCM Technology Department at:

Email: [techdept@mishawaka.k12.in.us](mailto:techdept@mishawaka.k12.in.us)  
Phone: 574-254-4512



Example of a Clever Portal

## HOW CAN I HELP MY CHILD LOG IN?


Step **1** Go to our district portal: <https://clever.com/in/scm>



Step **2** Log in using one of these options:

### OPTION 1

Log in with Google



**Email:**

stu.lastnamefirstinitial@mishawaka.k12.in.us

**Password:**

Your Google Password

**Example:**

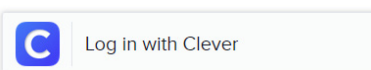
Student: Caitly Stockstell

Email: [stu.stockstellc@mishawaka.k12.in.us](mailto:stu.stockstellc@mishawaka.k12.in.us)

Password: Password1234

### OPTION 2

Log in with Clever



**Username:**

Student ID Number

**Password:**

Birthday (month/day/year)

**Example:**

Username: 12345678


Password: 1/2/2017

### OPTION 3

Clever Badge Log In

**Step 1:**

Get your Clever Badge (QR Code) from your teacher.



**Step 2:**

Click Clever Badge Log in.



**Step 3:**

Hold Badge up to camera lining it up with the square.